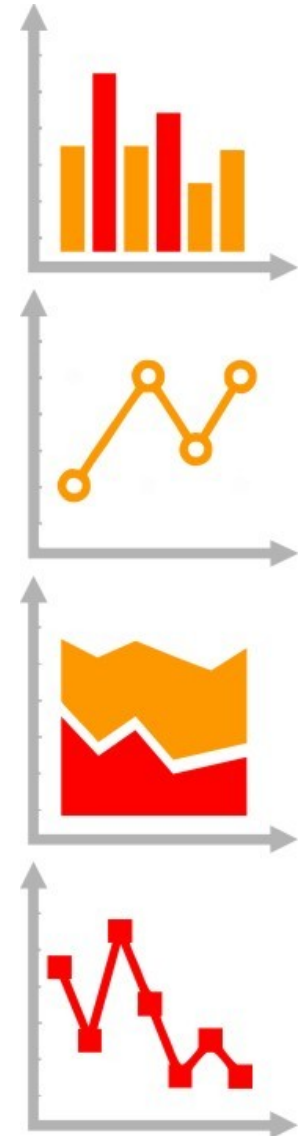


I3S Virtual Consortium Meeting

May 25th, 2020

WP5

Communication and dissemination of results



I3S Meetings

Hackathon in Roma on May 20-24 2019

Meeting on VTL on September 2-3 2019

Mini ARC Relais sprint in Montrouge on September 30-October 2019

Hackathon in Toulouse (France) on January 13-17 2020

I3S Next Meetings in 2020

Hackathon in Oslo: Reuse of services: August 2020

Final workshop in Lisbon: Presentation of the ESSnet results: November 2020

I3S Monthly reports 2019

September 2019 reporting: done

<https://github.com/I3S-ESSnet/Documents/blob/master/reporting/2019-09.md>

October 2019 reporting: done

<https://github.com/I3S-ESSnet/Documents/blob/master/reporting/2019-10.md>

November 2019 reporting: done

<https://github.com/I3S-ESSnet/Documents/blob/master/reporting/2019-11.md>

December 2019 reporting: done

<https://github.com/I3S-ESSnet/Documents/blob/master/reporting/2019-12.md>

I3S Monthly reports 2020

January 2020 reporting: done

<https://github.com/I3S-ESSnet/Documents/blob/master/reporting/2020-01.md>

February 2020 reporting: done

<https://github.com/I3S-ESSnet/Documents/blob/master/reporting/2020-02.md>

March 2020 reporting: done

<https://github.com/I3S-ESSnet/Documents/blob/master/reporting/2020-03.md>

April 2020 reporting: done

<https://github.com/I3S-ESSnet/Documents/blob/master/reporting/2020-04.md>

I3S Deliverables

D1.1 List of services to be developed and reused: approved on 2019 May 8

https://ec.europa.eu/eurostat/cros/content/i3s-d11-list-services-be-developed-and-reused_en

D5.1 Monitoring report 1: approved on 2019 May 8

https://ec.europa.eu/eurostat/cros/content/i3s-d511-monitoring-report_en

D1.2 Service 1: re-submitted on 2020 February 17

https://ec.europa.eu/eurostat/cros/content/i3s-d121-service-1_en

D5.2 Monitoring report 2: approved on October 18

https://ec.europa.eu/eurostat/cros/content/i3s-d512-monitoring-report_en

D2.1 (Draft M8) Architecture and Recommendations:

https://ec.europa.eu/eurostat/cros/content/i3s-d21-draft-m8-architecture-and-recommendations_en

D2.2 (Draft M6) Cookbook on integration and use:

https://ec.europa.eu/eurostat/cros/content/i3s-d22-draft-m6-cookbook-integration-and-use_en

I3S Deliverables

D3.1.1 (Draft M6) Blueprint for the platform, including technology stack

https://ec.europa.eu/eurostat/cros/content/i3s-d311-draft-m6-blueprint-platform-including-technology-stack_en

D3.2.1 Package container for service 1: re-submitted on 2020 March 3

https://ec.europa.eu/eurostat/cros/content/i3s-d321-package-container-service-1_en

D3.2.2 Package container for service 2: submitted on 2020 January 7

https://ec.europa.eu/eurostat/cros/content/i3s-d322-package-container-service-2_en

D4.1 (Draft M6) Communication package on how to move to a service based architecture

https://ec.europa.eu/eurostat/cros/content/i3s-d41-draft-m6-communication-package-how-move-service-based-architecture_en

I3S Deliverables

D5.3 Intermediary report: submitted on 2020 January 20

Not on the CROS

D1.3.1 Service 2: submitted on 2020 March 09

https://ec.europa.eu/eurostat/cros/content/i3s-d131-service-2-0_en

D1.4.1 Service 3: submitted on 2020 March 31

https://ec.europa.eu/eurostat/cros/content/i3s-d141-service-3_en

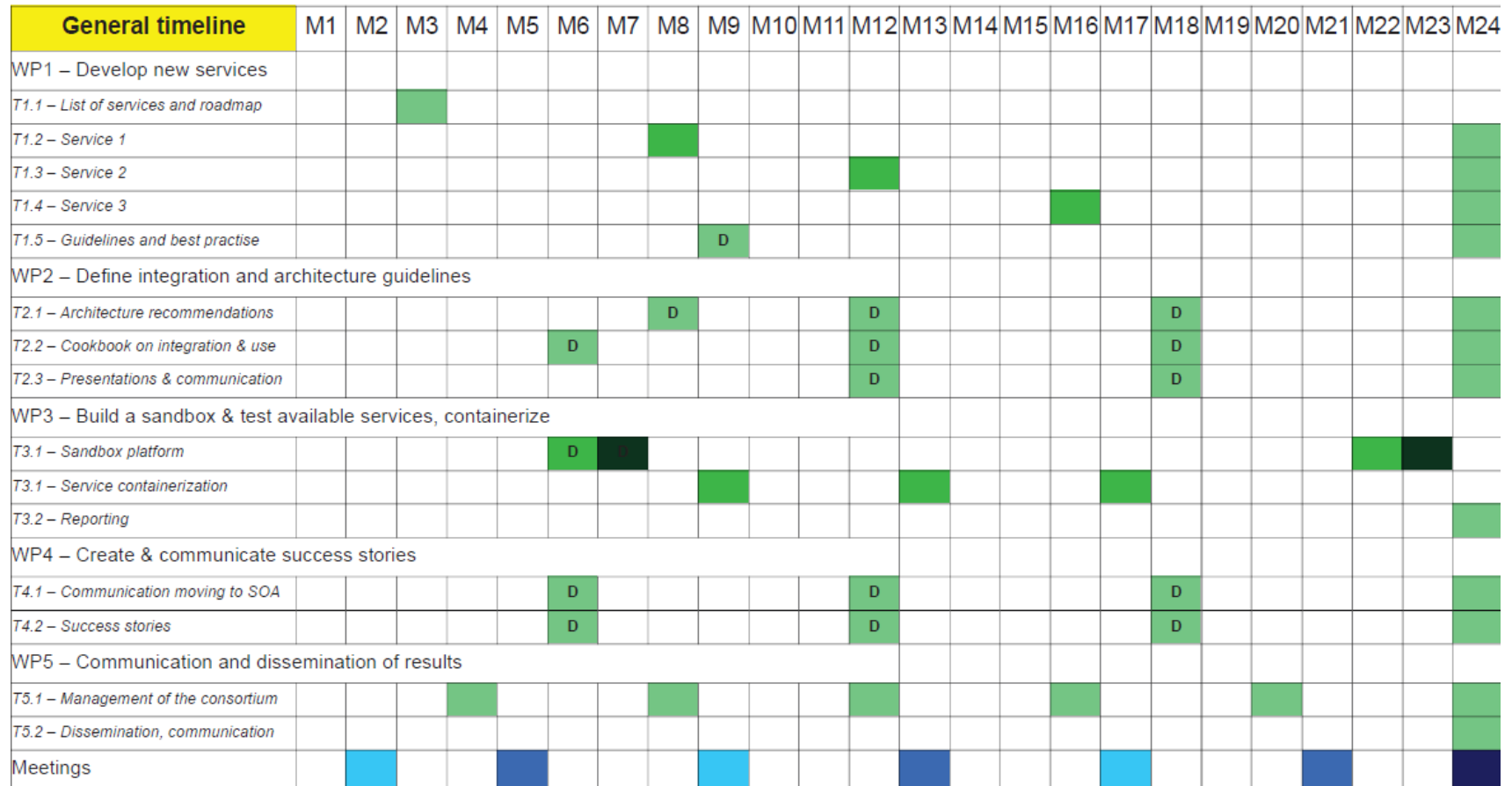
I3S Next deliverables until September 2020

D5.4 Monitoring report 3: March 2020

D5.5 Monitoring report: July 2020

D3.1 Blueprint for the platform, including technology stack: September 2020

I3S Deliverables



Legend

D = draft

Meetings	Deliverables
Consortium meeting	Report
Hackathon	Software
Workshop	Platform

I3S Budget consumption (December 2018 – April 2020)

	Estimated Staff costs	Realized Staff costs	% Staff Costs
INSEE	150 608,20 €	77 948,62 €	51,76 %
ISTAT	74 822,10 €	53 373,50 €	71,33 %
SSB (Norway)	48 240,00 €	31 822,40 €	65,97 %
SCB (Sweden)	64 615,70 €	65 879,76 €	101,96 %
INE (Portugal)	14 845,00 €	12 458,14 €	83,92 %

I3S Budget consumption (December 2018 – April 2020)

	Estimated Travel costs	Realized travel costs	% Travel costs
INSEE	12 256,20 €	5 780,11 €	47,16 %
ISTAT	14 800,00 €	7 472,16 €	50,49 %
SSB (Norway)	18 259,20 €	8 699,70 €	47,65 %
SCB (Sweden)	20 700,00 €	14 653,71 €	70,79 %
INE (Portugal)	5 266,00 €	3 782,03 €	71,82 %

I3S Budget consumption (December 2018 – April 2020)

	Estimated subcontracting	Realized subcontracting	% Subcontracting
INSEE	21 000,00 €	0,00 €	0,00 %
ISTAT	30 000,00 €	0,00 €	0,00 %
SSB (Norway)	20 000,00 €	0,00 €	0,00 %

I3S Budget consumption (December 2018 – April 2020)

	Esimated Other direct costs	Realized Other direct costs	% Other direct costs
INSEE	4 650,00 €	3 050,65 €	65,61 %
ISTAT	4 350,00 €	3 468,81 €	79,74 %
SSB (Norway)	16 312,00 €	186,00 €	1,14 %
INE (Portugal)	4 200,00 €	0,00 €	0 %

I3S Budget consumption (December 2018 – April 2020)

INSEE

- Staff: 117,14 days
- Travel costs: 5 780,11 € (47,16 %)
- Subcontracting: 0 €
- Other direct costs: 3 050,65 € (65,61 %)

ISTAT

- Staff: 217 days
- Travel costs: 7 472,16 € (50,49 %)
- Subcontracting: 0 €
- Other direct costs: 3 468,81 € (79,74 %)

SSB (Norway)

- Staff: 71,4 days
- Travel costs: 8 699,70 € (47,65 %)
- Subcontracting: 0 €
- Other direct costs: 186 € (1,14 %)

I3S Budget consumption (December 2018 – April 2020)

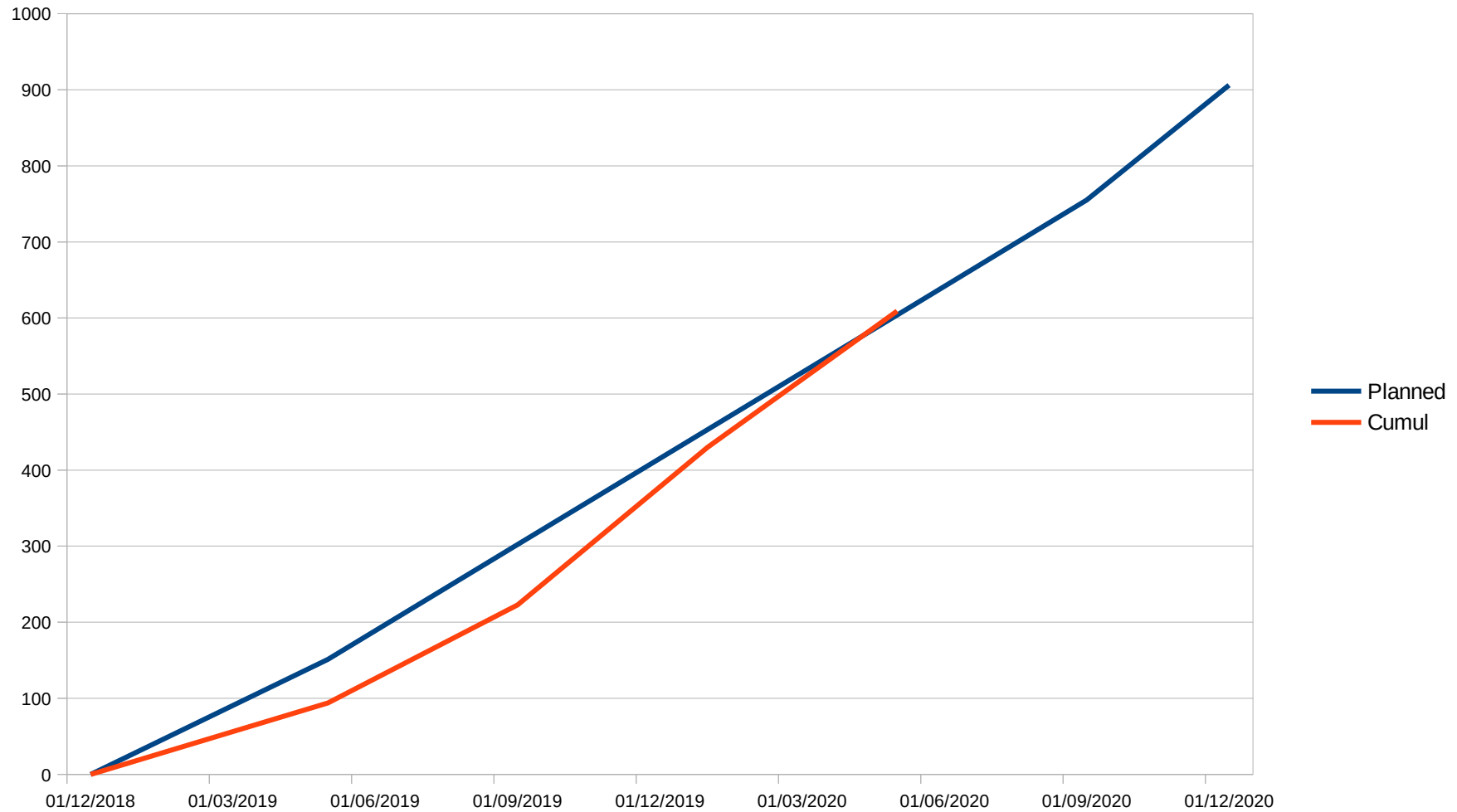
SCB (Sweden)

- Staff: 132,15 days
- Travel costs: 14 653,71 € (70,79%)

INE (Portugal)

- Staff: 71,43 days
- Travel costs: 3 782,03 € (71,82%)
- Other direct costs: 0 €

I3S Human resources



I3S Days spent by WP

Partner	WP1	WP2	WP3	WP4	WP5	Total
Insee	45,47	2,07	1,4	9	59,2	117,14
Istat	192	6	5	5	9	217
SSB (Norway)	0,4	3,4	67,6	0	0	71,4
SCB (Sweden)	40	72	10,15	0	10	132,15
INE (Portugal)	0	0	0	71,43	0	71,43
Total	277,87	83,47	84,15	85,43	78,2	609,12

13S Days spent for each partner by WP (December 2018 – April 2020)

Partner	WP1 effort	WP1 realized	%
Insee	135	45,47	34%
Istat	265	192	72%
SSB (Norway)	40	0,4	1%
SCB (Sweden)	40	40	100%
INE (Portugal)	10	0	0%
Total	490	277,87	57%

I3S Days spent for each partner by WP (December 2018 – April 2020)

Partner	WP2 effort	WP2 realized	%
Insee	10	2,07	20,7%
Istat	10	6	60,0%
SSB (Norway)	10	3,4	34,0%
SCB (Sweden)	60	72	120,0%
Total	90	83,47	92,7%

133 Days spent for each partner by WP3 (December 2018 – April 2020)

Partner	WP3 effort	WP3 realized	%
Insee	40	1,40	3,50 %
Istat	10	5,00	50,00 %
SSB (Norway)	60	67,60	112,67 %
SCB (Sweden)	10	10,15	101,50 %
Total	120	84,15	70,13 %

I3S Days spent for each partner by WP (December 2018 – April 2020)

Partner	WP4 effort	WP4 realized	%
Insee	40,0	9,00	22,50%
Istat	10,0	5,00	50,00%
INE (Portugal)	66,0	71,43	108,23%
Total	116	85,43	73,65%

I3S Days spent for each partner by WP (December 2018 – April 2020)

Partner	WP5 effort	WP5 realized	%
Insee	50,0	59,20	118,40%
Istat	10,0	9,00	90,00%
SSB (Norway)	10,0	0,00	0,00%
SCB (Sweden)	10,0	10,00	100,00%
INE (Portugal)	10,0	0,00	0,00%
Total	90,0	78,20	86,89%

I3S Next communication actions

European Conference on Quality in Official Statistics:
9-12 June 2020 in Budapest ???

Points to discuss

Organization of Oslo and Lisbon meetings

Extension of the project